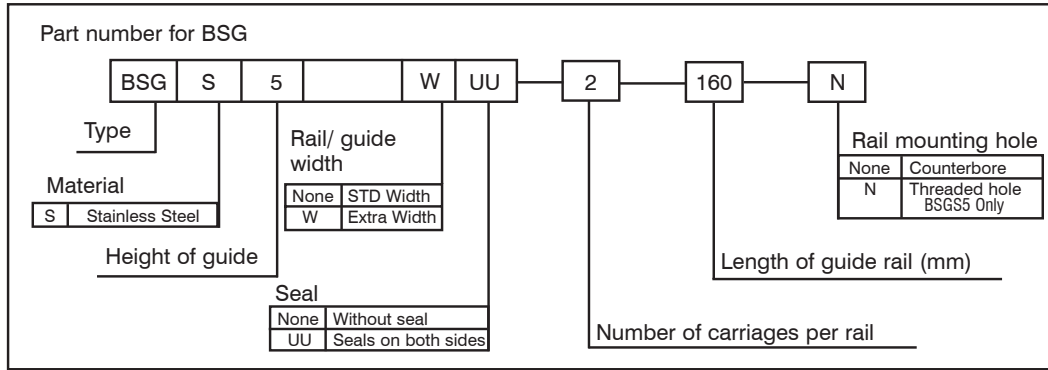
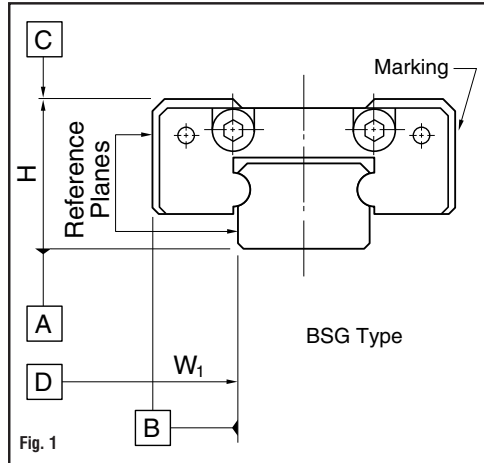


Nomenclature

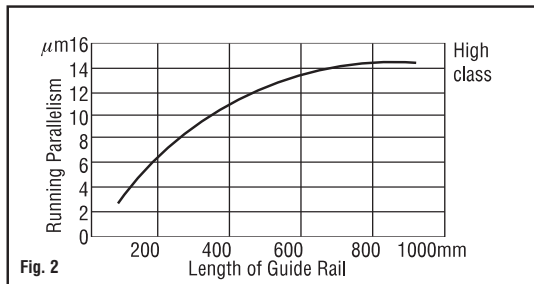


Unit: mm



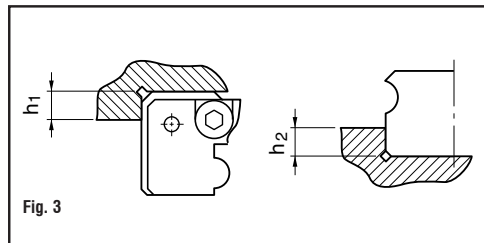
Height (H) tolerance	±0.041
Difference of heights (H) between paired ones	0.015
Width (W ₁) tolerance	±0.041
Difference of widths (W ₁) between paired ones	0.020
Running parallelism of C plane with respect to A plane	See Fig. 2
Running parallelism of D plane with respect to B plane	See Fig. 2

Accuracy



Unit: mm

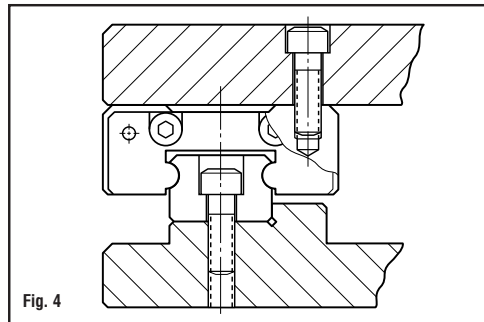
Travel Accuracy



Nominal No.	Height of shoulder of carriage section h ₁	Height of shoulder of rail section h ₂
BSGS5	2	1
BSGS8	2.5	1
BSGS9W • BSG10	3	1.5
BSGS12W	3	2.5
BSG13	4	2
BSGS14W	4	2.5
BSG16	5	3.5
BSGS16W	5	2.5
BSG25	8.5	4

Mounting Requirements

The corners of the reference planes should be finished with undercuts as shown in Figure 3. The recommended heights of the shoulders of the mounting planes are as shown in the table. To attain high accuracy, it is recommended to finish the mounting planes of the bed and table to an accuracy the same as or better than that of the guide rail and block.




Recommended Tightening Torques: The recommended tightening torques for the mounting bolts (hex socket head bolts) are shown here.

Unit: N·m

Nominal Bolt Size	Tightening Torques
M2	0.4
M3	1.0
M4	2.5
M5	4.9

Fixing Method

To install a BSG Slide Guide (Fig. 4), confirm the reference planes as shown in Figure 1, then let the reference planes of the bed and table make close contact with the reference planes of the object and fix them. When using two guide rails, fix the reference side in a state in which it is closely contacted with the reference plane. Fix the adjustment side after adjusting the traveling state with either the guide rails or the block in a free state.

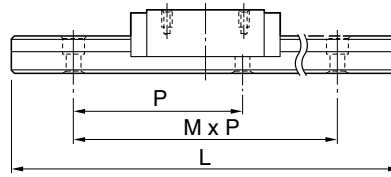


Ball Slide Guide


BSG

BSGS (Stainless Steel)

Dimension - mm



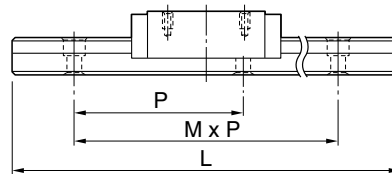
*Maximum length
is available for
special order.*



Ball Slide Guide Extra Wide

BSG-W

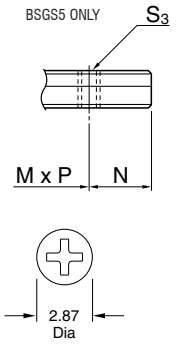
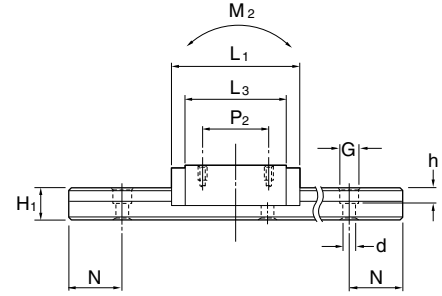
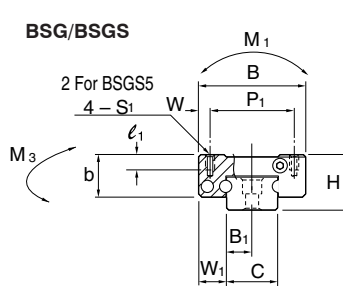
BSGS-W (Stainless Steel)



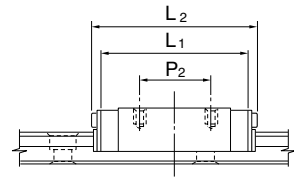
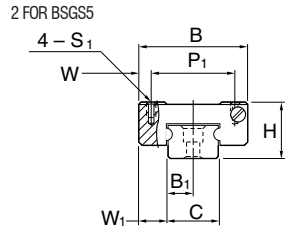
*Maximum length
is available for
special order.*

Ball Slide Guide

BSG
BSGS
(Stainless Steel)

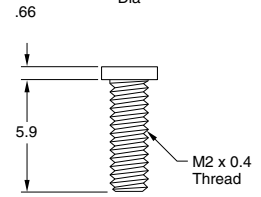


BSG-UU/BSGS-UU (with double seals)



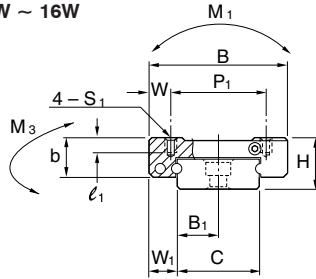
Part # BSGS5 - Mtg Screw
Special Base Mounting
Fastener Supplied with
BSGS5 Series

Dims - mm

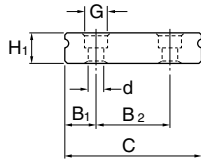


Ball Slide Guide
Extra Wide
 BSG-W
 BSGS-W (Stainless Steel)

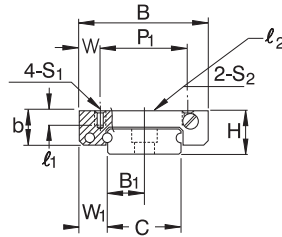
BSG12W ~ 16W
 BSGS12W ~ 16W



For BSG16W/BSGS16W Guide Rails



BSGS9W



BSG-WUU/BSGS-WUU
 (with double seals)

